



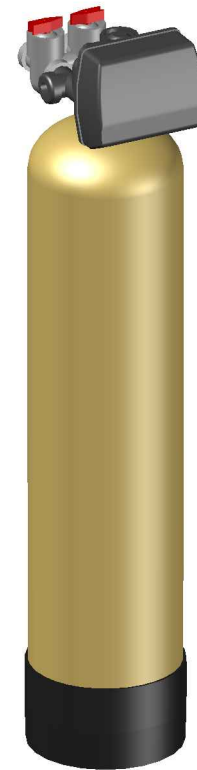

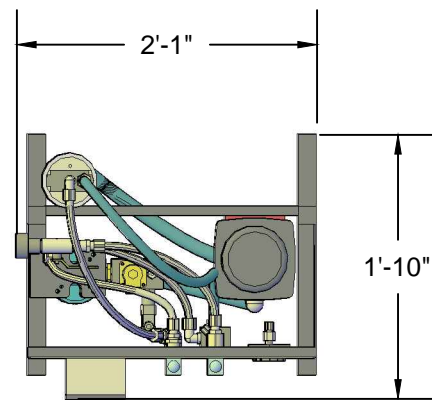
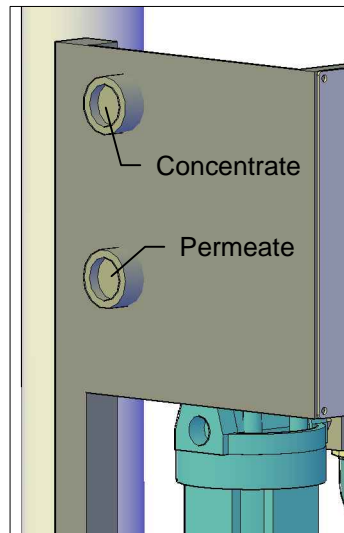
Phone: 920-757-5440
Fax: 920-757-5819
Address: N1022 Quality Drive,
 Greenville, WI 54942
Email: info@diamondh2o.com
Website: diamondh2o.com

ELE-2400 Reverse Osmosis System

Features:
 Included Carbon Pre-Filter, High Flow, Low Energy Membranes,
 Fiberglass Membrane Housings, Programmable Automatic
 Membrane Flush, Low Inlet Water Pressure Safety Shut-Off,
 Programmable Automatic System Re-Start

Plumbing

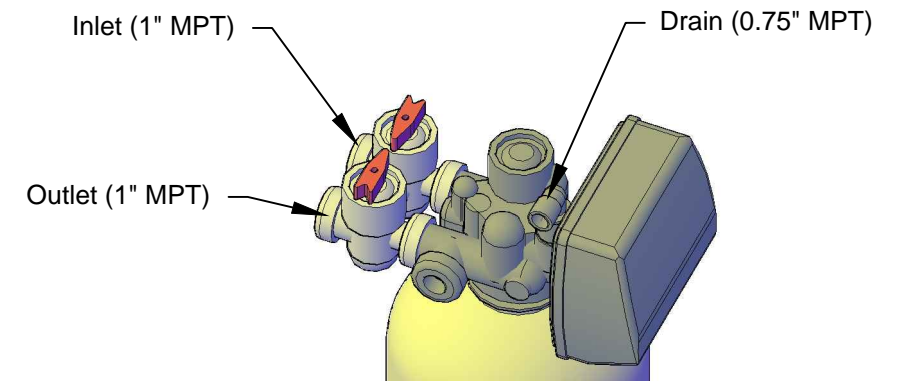
**RO Permeate and Concentrate
 Outlet: Both 1/2" Bulkhead**



DCF6-100-100 AC Carbon Filter

Includes: 1.0 CuFt of Media
Service Flow Rate: 3 gpm
Peak Flow: 6 gpm
Drain Flow: 5.3 gpm
Weight: 70 lbs

Supply: 110 V, 1φ, 4A
 Standard 110V receptacle to accept a wall plug-in transformer
 (System is supplied with 10' electrical cord & plug)



Footprint

25" W x 22" D x 52.5" H

Electrical

DFS-2400 Controller

Requires 220VAC Power Supply
 Includes 6' Power Cord and Male Plug

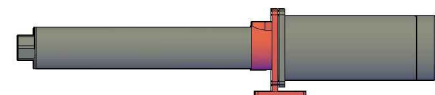
Product Display

RO Status, Permeate TDS & Temperature,
 Feed Water TDS, Percent Reject, RO Time



Internal Pump (1.0 HP)

	230V	230V	460V
Phase (φ):	1	3	3
Max Load (A):	9.6	4.7	2.35
Branch Fuse Rating (A):	15	15	15
0-100' AWG:	14	14	14
Inlet Size:	3/4"		
Outlet Size:	3/4"		



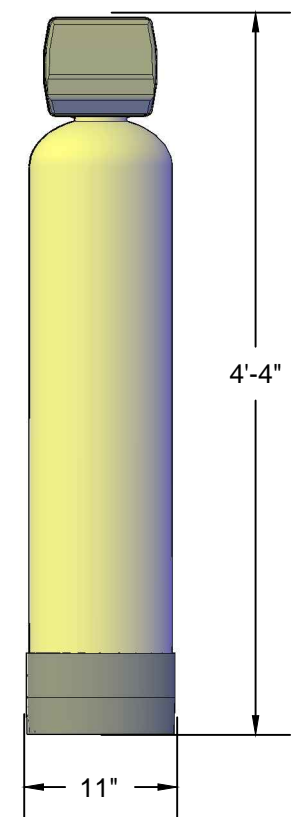
BACKWASHING (Pre-Treat)



OPERATION



MICROSWITCH
Part #: 65-0026-XX
 (Backwashing)
 Plugs into back of
 RO System Control



This drawing and design are the property of Diamond H2O and is not to be reproduced in whole, part, or employed for any other purpose than specifically permitted in writing by Diamond H2O. Dimensions are approximate.